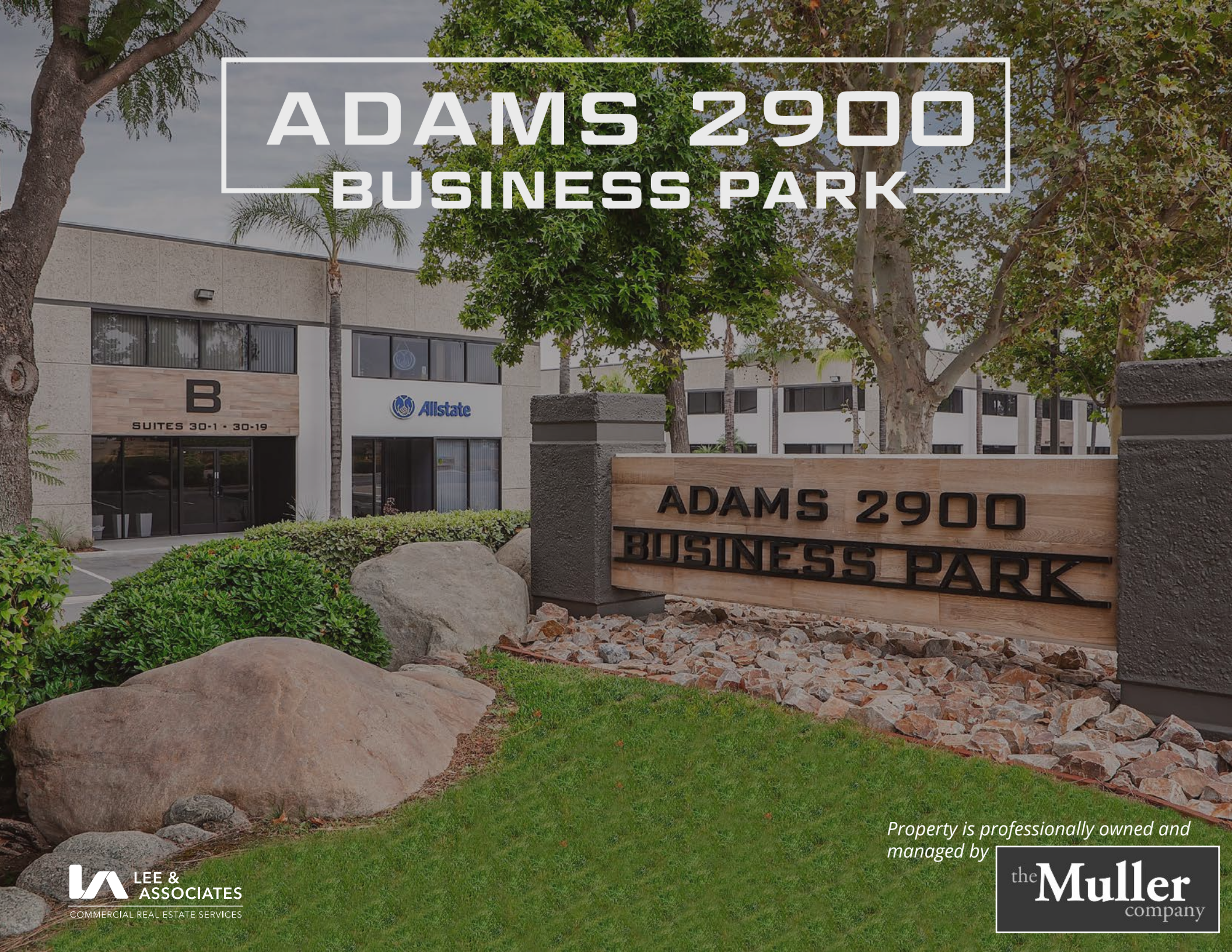


ADAMS 2900 BUSINESS PARK



B
SUITES 30-1 • 30-19



**ADAMS 2900
BUSINESS PARK**





*Property is professionally owned and
managed by*

**LEE &
ASSOCIATES**
COMMERCIAL REAL ESTATE SERVICES


the **Muller**
company

ADAMS BUSINESS PARK

AVAILABLE OFFICE SUITES

SUITE NO.	SIZE (±SF)	MONTHLY RENT	DESCRIPTION	VIDEO	FLOOR PLAN
Suite A-16	4,780 SF	\$6,931	SUBLEASE, 11 Private Offices, Common Lobby, Reception, Conference Room, Kitchen, Storage Room, Master Lease Expires 1/31/2027		
Suite C-19	902 SF	\$1,398	Reception, 2 Private Offices, 2 Restrooms, Available with 30 Days Notice		
Suite C-100	884 SF	\$1,989	Reception, 1 Private Office, Large Open Area (or Conference Room), Available with 30 Days Notice		
Suite C-220	413 SF	\$1,025	Open Area, 1 Private Office, Available June 1, 2024		

AVAILABLE INDUSTRIAL SUITES

SUITE NO.	SIZE (±SF)	RENTAL RATE PSF + CAM	MONTHLY RENT	DESCRIPTION	VIDEO	FLOOR PLAN
Suite B-5	2,148 SF	\$ 1.40 PSF + \$0.09 CAM	\$3,200.52	Reception, 1 Restroom, Storage Closet, 445 SF of Open Area on 2nd Floor, 1 GL Door, Available June 15, 2024		

ANDREW PEAKE, Senior Vice President, 951.276.3644, apeake@leeriverside.com, DRE #01398894
CARLY HAMILTON, 951.276.3663, chamilton@leeriverside.com, DRE #01968295



ADAMS 2900 BUSINESS PARK



Adams Business Park is a 205,633 square foot Office and Industrial Multi-Tenant Park located in the heart of the Inland Empire in Riverside, CA. It lies in close proximity to Orange County and San Bernardino County. The Business Park is minutes away from I-91 Freeway.

The property consists of 3 buildings. Each building consists of 2 stories of office space with 2 common area conference rooms with beautiful fountains, fishponds, and lush landscaping throughout the park. The industrial units have a 14-foot-high roll-up door. The Business park is close to the Tyler Galleria and up-scale restaurants.

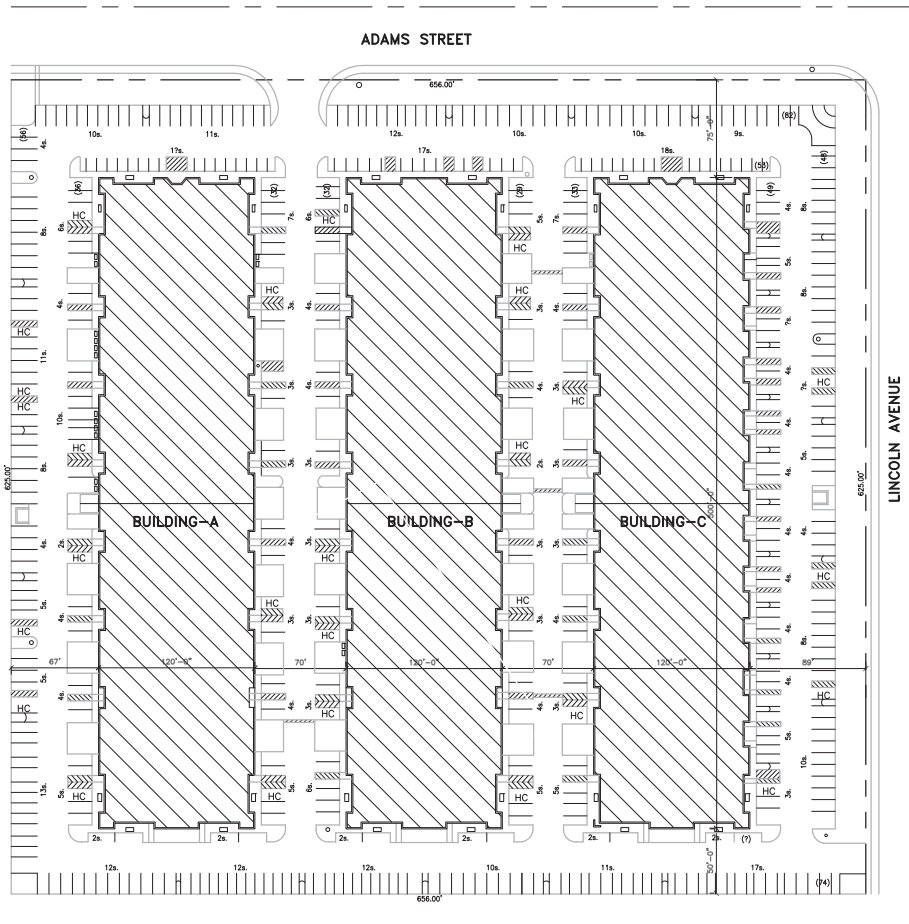


ANDREW PEAKE, Senior Vice President, 951.276.3644, apeake@leeriverside.com, DRE #01398894
CARLY HAMILTON, 951.276.3663, chamilton@leeriverside.com, DRE #01968295



LEE & ASSOCIATES
COMMERCIAL REAL ESTATE SERVICES

ADAMS BUSINESS PARK



ANDREW PEAKE, Senior Vice President, 951.276.3644, apeake@leeriverside.com, DRE #01398894
CARLY HAMILTON, 951.276.3663, chamilton@leeriverside.com, DRE #01968295

OFFICE SPACE FOR LEASE

